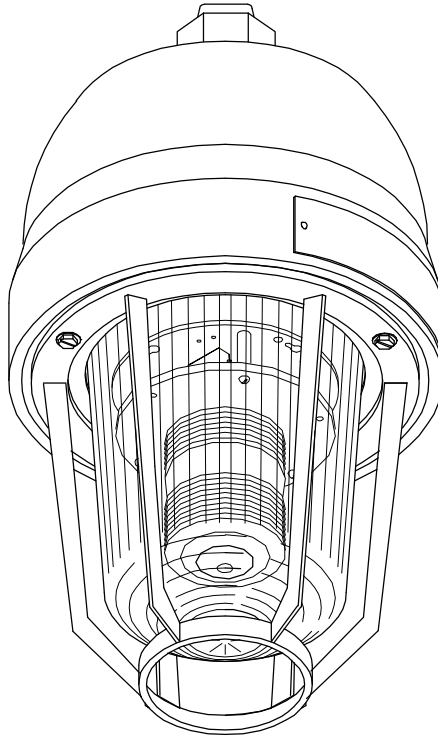




Lighting Products

- CSA - Class I Div. 1 - Groups C & D
- CSA - Class I Div. 2 - Groups A, B, C & D
- CSA - Class II Div. 1 & 2 - Groups E, F & G
- CSA - Class III
- CSA - Type 3R enclosure



EX-Strobe

Explosion Proof Xenon Strobe Fixture

Features:

- **Medium intensity flashboard** provides **2 million peak candlepower** and is factory set at 60 FPM.
- **Electronic flashboards** are available in four **AC and DC voltages**.
- **Inner fresnal lens** provides maximum light concentration and is available in **five colors**.
- **Compact design** for use in areas with size restrictions.
- **Polyester powder coated cast aluminum** and stainless steel external hardware for corrosion resistance.
- Double pitch **ACME threads** on ballast housing to mount box & globe assembly to provide trouble free assembly and maintenance.
- 100% factory tested pre-stressed, tempered, **heat and impact resistant globe**.
- Electro-mechanical **disconnecting block** provides wireless assembly of ballast tank to outlet box.
- Male connection block is pre-wired to the flashboard and secured to form the **factory seal**.
- **Five mounting styles** available: (pendant, ceiling, wall, bulkhead and 25° stanchion).
- Optional **cast aluminum guard** provides maximum globe protection.
- **Mounts are interchangeable** with ZoneMax and ZoneMax II fixtures.

Applications:

- **Chemical manufacturing and processing plants**
- **Oil drilling rigs (land & offshore)**
- **Bulk truck terminals**
- **Refineries**
- **Waste treatment plants**
- **Marine loading terminals**
- **Pipeline pumping stations**
- **Offshore production platforms**

EX-Strobe

Catalog Number Logic

EX **M** **1** **R** - **G** - **B2**
 (1) (2) (3) (4) (5) (6)

(1) Series - "EX"

Explosion proof Xenon strobe fixture.

(2) Flashboard - Lamp Type (Xenon)

M - Medium intensity 2 million candlepower
 (flash rate 60 FPM)

(3) Voltage / Frequency

1 - 120 Volt AC, 50 / 60 Hz.
2 - 240 Volt AC, 50 / 60 Hz.
8 - 10 to 30 Volt DC
9 - 90 to 130 Volt DC

(4) Inner Fresnal Lens - Color

A - Amber
B - Blue
C - Clear
G - Green
R - Red

(5) Guard

G - Cast guard
 (omit "G" if guard not required)

(6) Mounting Style

B2 - 3/4" npt. wall mount
C2 - 3/4" npt. ceiling mount
P2 - 3/4" npt. pendant mount
S4 - 1 1/4" npt. stanchion mount

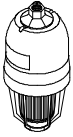
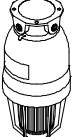
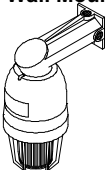
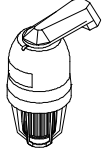
(7) Special Options

SR- Sealing ring for inverted mounting.
 (must be used for globe up position to maintain
 Type 3R enclosure / wet location listing)

Note: Lamp is included.

Consult factory for any catalog number or options not listed above for price and availability.

Ordering Guide

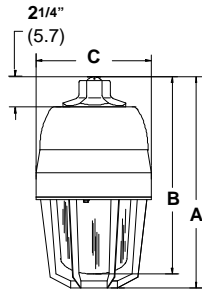
Lamp Type	Voltage	Hub Size	Pendant Mount	Ceiling Mount	Wall Mount	Hub Size	Stanchion Mount
							
Medium Intensity	120 V AC	3/4"	EXM 1R - G - P2	EXM 1R - G - C2	EXM 1R - G - B2	1 1/4"	EXM 1R - G - S4
	240 V AC	3/4"	EXM 2R - G - P2	EXM 2R - G - C2	EXM 2R - G - B2	1 1/4"	EXM 2R - G - S4
2 million candlepower	10-30 V DC	3/4"	EXM 8R - G - P2	EXM 8R - G - C2	EXM 8R - G - B2	1 1/4"	EXM 8R - G - S4
	90-130 V DC	3/4"	EXM 9R - G - P2	EXM 9R - G - C2	EXM 9R - G - B2	1 1/4"	EXM 9R - G - S4

Ordering Notes:

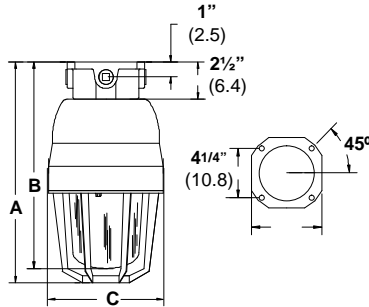
- All catalog numbers shown are with red inner fresnal lens (see Catalog Number Logic for alternate colors).
- All fixtures are shown with guard. To order fixture without guard, remove "G".

EX-Strobe

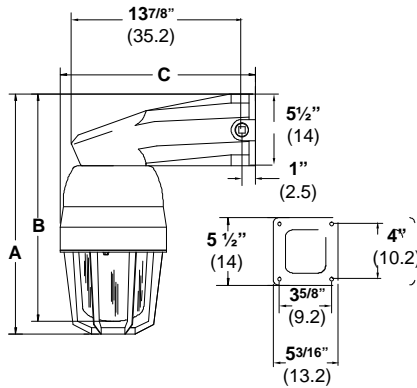
Dimensions



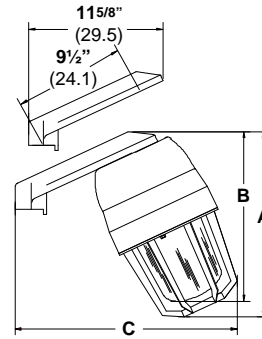
Pendant Mount



Ceiling Mount



Wall Mount



Stanchion Mount

Mount	A*	B*	C*	Weight**
Pendant	14.31 (36.3)	13.44 (34.1)	8.25 (21.0)	14.1 lbs. (6.4 kg.)
Ceiling	14.63 (37.2)	13.75 (34.9)	8.25 (21.0)	16.1 lbs. (7.3 kg.)
Wall	17.50 (44.5)	16.63 (42.2)	14.88 (37.8)	17.1 lbs. (7.8 kg.)
	12.64 (32.1)	11.84 (30.0)	14.13 (35.9)	16.1 lbs. (7.3 kg.)

Notes:

* All dimensions are in inches (cm.)

** Weights shown include cast guard, deduct 0.7 lbs. (0.32 kg.) if guard is not required.

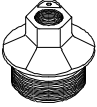
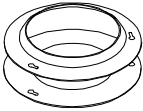

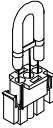
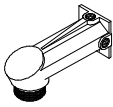
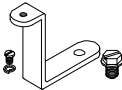
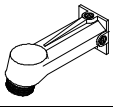

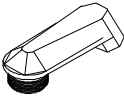

Certification Guide (40°C Ambient)

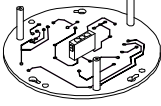
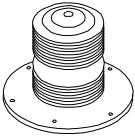
Lamp Type	Class I, Div. 1 Groups C & D Temperature Codes*	Class I, Div. 2 Groups A, B, C & D Temperature Codes*	Class II, Div. 1 & 2 Groups	Class III	Type 3	Supply Wire Temp.(°C)
Medium Intensity	T6	T2B	EFG	Yes	Yes	85

* Temperature codes includes globe and guard.

EX-Strobe

Components & Accessories

Mount Types	Hub Size	Catalog #	Weight lbs. (kg.)	Strobe Components	Catalog #	Description	Weight lbs. (kg.)
 Pendant	3/4"	ZXP2	2 lbs. (0.9 kg.)		ZXSR	Sealing ring kit (for globe up position mounting)	0.5 (0.23)
	1"	ZXP3					
 Ceiling	3/4"	ZXC2	4 lbs. (1.8 kg.)		020-2011	Medium intensity flash tube (2 million candlepower)	0.1 (0.05)
	1"	ZXC3					
 Wall	3/4"	ZXB2	5 lbs. (2.3 kg.)		020-2012	Strobe board riser brackets (set of 2)	0.1 (0.05)
	1"	ZXB3					
 Bulkhead	3/4"	ZXJ2	5 lbs. (2.3 kg.)		GCZ15	Cast Guard For all models	0.7 lbs. (0.32 kg.)
	1"	ZXJ3					
 Stanchion	1-1/4"	ZXS2	4 lbs. (1.8 kg.)		ZXR15	Globe & Ring For all models	0.7 lbs. (0.32 kg.)
	1-1/2"	ZXJ3					

Strobe Components	Catalog #	Description	Weight lbs. (kg.)
 Flashboard	020-2001	Med. intensity 120 Volt AC, 50 / 60 Hz.	0.4 (0.18)
	020-2003	Med. intensity 240 Volt AC, 50 / 60 Hz.	
	020-2008	Med. intensity 10 to 30 Volt DC	
	020-2010	Med. intensity 90 to 130 Volt DC	
	020-0210	Amber inner fresnel lens	0.2 (0.1)
	020-0220	Blue inner fresnel lens	
	020-0230	Clear inner fresnel lens	
	020-0240	Green inner fresnel lens	
	020-0250	Red inner fresnel lens	